


NIRMALA COLLEGE OF PHARMACY, MUVATTUPUZHA



FEEDBACK ANALYSIS OF ALUMNI SURVEY(2020-2021)

- NUMBER OF ALUMNI FEEDBACK FORMS COLLECTED: 167
- ACADEMIC YEAR COLLECTED: 2020-2021

The calculation for obtaining the PO attainment is calculated as follows.

Each question is answered by the alumni on a scale where the alumni can give the grades - Excellent, Good, Fair and Poor which are assigned the marks 3, 2, 1 and 0 respectively.

For example 167 alumni feed backs are taken for calculation. In the feedback forms, for the first question the following was the grading obtained from among 80 alumni feedback forms.

Excellent	Good	Fair	Poor
22 responses	111 responses	33 responses	1 response

So, $(22 \times 3) + (111 \times 2) + (33 \times 1) = 66 + 222 + 33 = 321$ (Total weightage)


Number of feedback forms collected = 167

The maximum possible score will be $167 \times 3 = 501$


The score attained for first question = $(321/501) \times 100 = 64.07\%$

The score is to be converted to 3 scale i.e., $(64.07 \times 3) / 100 = 1.922$

Questions	Excellent (3)	Good (2)	Fair (1)	Poor (0)	Total Weightage	Percentage	Weightage Based On 3 Scale
1	13.2% 22	65.9% 111	20.4% 33	1	321	64.07185629	1.922156
2	13.2% 22	72.5% 122	13.8% 22	1	332	66.26746507	1.988024
3	10.8% 18	76.6% 129	12.6% 20	-	332	66.26746507	1.988024
4	14.4% 24	65.3% 110	18.6% 3	1.2 2	295	58.88223553	1.766467
5	20.4% 34	59.9% 102	19.8% 33	-	339	67.66467066	2.02994
6	11.4% 19	66.5% 112	21.6% 36	0.5 1	317	63.27345309	1.898204
7	26.3% 44	62.9% 106	10.2% 17	0.6 1	361	72.05588822	2.161677
8	29.9% 50	61.7% 104	8.4% 14	-	372	74.25149701	2.227545
9	36.5% 61	58.1% 98	5.4% 9	-	388	77.44510978	2.323353
10	33.5% 56	60.5% 101	6% 10	-	380	75.84830339	2.275449
11	13.8% 23	64.1% 108	22.2% 37	-	322	64.27145709	1.928144




**NIRMALA COLLEGE OF PHARMACY,
MUVATTUPUZHA**



12	22.8% 38	68.9% 116	7.8% 13	0.5 1	359	71.65668663	2.149701
13	17.4% 29	56.3% 95	19.8% 34	7% 10	311	62.0758483	1.862275
14	14.5% 24	59% 99	21.1% 36	8	306	61.07784431	1.832335
15	44% 74	46.4% 78	8.9% 14	1	392	78.24351297	2.347305

I II (C) RELATION OF POS WITH QUESTIONNAIRE AND PO ATTAINMENT SCORES

Sl.No.	Program Outcomes	Questions involved	PO attainment
1	PO1	1,2,3,13	1.940119
2	PO2	4,14	1.799401
3	PO3	5,6	1.964072
4	PO4	13	1.862275
5	PO5	09	2.323353
6	PO6	10,14,15	2.151696
7	PO7	10	2.275449
8	PO8	7,8	2.194611
9	PO9	11	1.928144
10	PO10	11	1.928144
11	PO11	12	2.149701



NIRMALA COLLEGE OF PHARMACY, MUVATTUPUZHA



EVALUATION CRITERIA

The scores obtained from alumni survey were mapped with POs and those POs with less than 60% (less than 1.8) attainment level were considered as gaps. The details are shown below.

PO attainment score from alumni survey(as shown in criteria 3)											
POs	PO1	PO2	PO3	PO4	PO5	PO6	PO7	PO8	PO9	PO10	PO11
Score	1.94	1.799	1.96	1.86	2.32	2.15	2.27	2.19	1.92	1.92	2.14
Gaps identified from alumni survey									POs		
Apply the principles learned from various pharmaceutical sciences.									PO2		

Recommendations by feedback committee.

Even though there is no gaps as per target it is decided to recommend various programmes for those POs with less than 70% attainment.

- 1) Programmes which help students to apply the principles learned from various pharmaceutical sciences.

Prepared by
[Signature]
Sims Mary Joy, Associate Professor

Member
Feedback Committee



[Signature]
Dr. BADMANABAN. R
PRINCIPAL
Nirmala College of Pharmacy
Muvattupuzha, Ernakulam (Dist.)
Kerala - 686 661